

TC-650/700 RVN2



2U Type N+1 Redundant Power Supply

■ Features

- Universal AC input/Full range
- Active power factor Correction
- Protections:Over Power/Over Voltage/Short Circuits
- Current Sharing design on +3.3V, +5V and +12V
- Front panel LED to Indicate Power Status
- Power Fault Alarm Signals
- Alarm Reset
- 100% burn-in test

Electrical Specifications:

Input Ratings

Model No.	TC-650/700RVN2
Input Voltage	100~240VAC,±10%
Input Current	12A For 115VAC, 6A For 230VAC
Input Frequency	47Hz ~ 63Hz
Power Factor	> 0.96@230VAC/50Hz,full load

Output Ratings

Output Voltage	Output Current				Regulation LOAD LINE		Output Ripple & Noise Max.(p-p)
	TC-650RVN2		TC-700RVN2				
	Min.	Max.	Min.	Max.			
+5V	1A	32A	1A	32A	5%	1%	50mV
+3.3V	1A	25A	1A	25A	5%	1%	50mV
+12V	3A	46A	3A	52A	5%	1%	70mV
-12V	0A	1A	0A	1A	5%	1%	70mV
+5VSB	0.1A	3A	0.1A	3A	5%	1%	50mV
Efficiency	72% Typical at full load						
Hold up Time	16m sec. minimum, at full load						

REMARKS: 1.Total Max output of +5V AND +3.3V not exceed 200W
2.Power module Total output power not exceed 650W for TC-650RVN2 and 700W for TC-700RVN2.
3.Noise bandwidth is from DC to 20MHz.

Protections

Over Power	110% ~ 150% rated output power
Over Voltage	+5V→5.7V~6.5V,+3.3V→3.7V~4.1V,+12V→12.8V~13.9V
Short Circuit	Shut down o/p voltage, re-power on to recover

Function

Power Good Signal	100ms~500ms, TTL compatible signal
Power Fail Delay	> 1msec. ,TTL compatible signal
PS-ON	Power off:PS-ON = 2V min. ;Power on:PS-ON = 0.8V max.

Environmental

Operating Temperature	0°C to 45°C
Storage Temperature	-20°C to +70°C
Operating Humidity	20% to 90%,non-condensing
Storage Humidity	5% to 95%, non-condensing

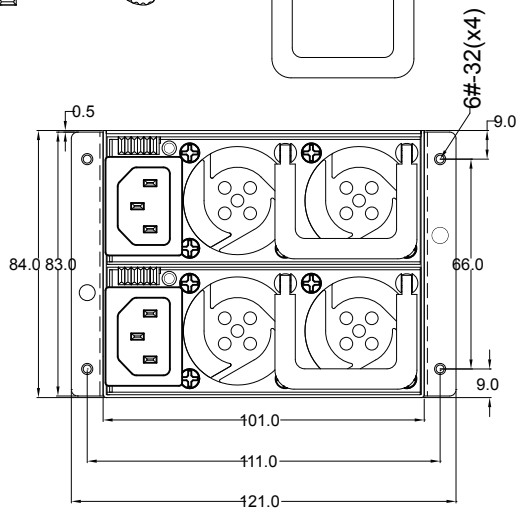
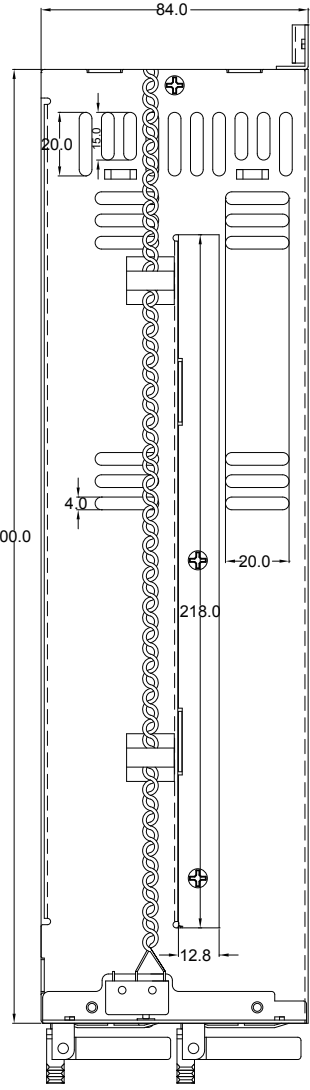
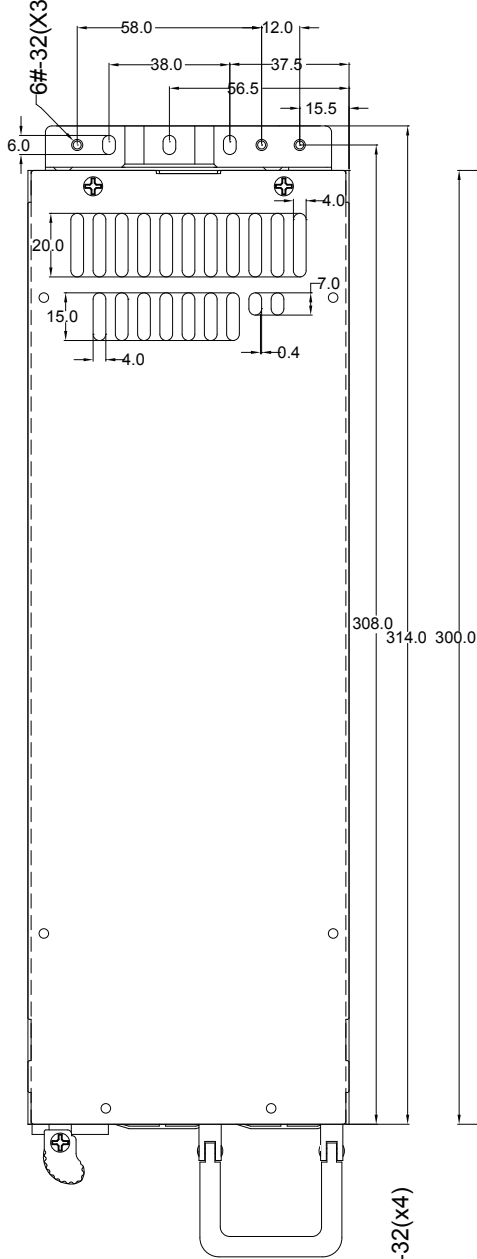
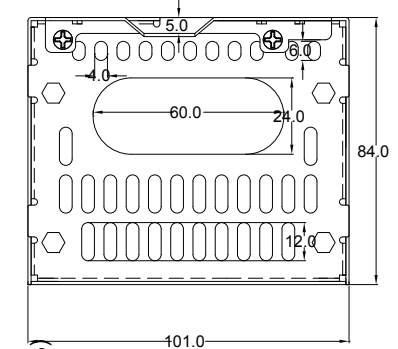
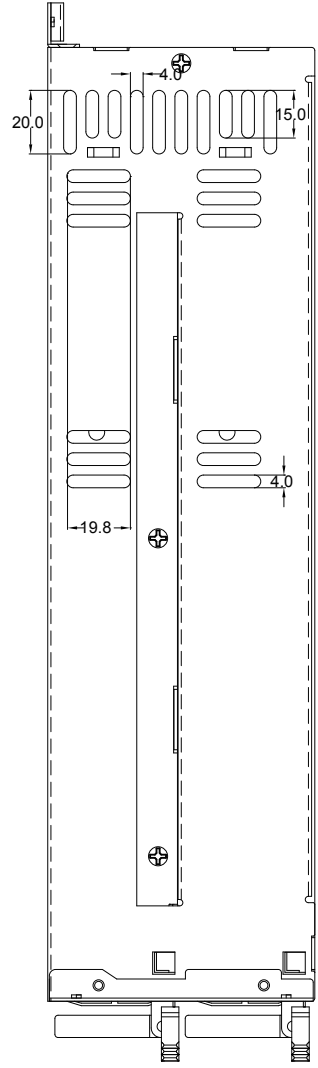
Safety & EMI/RFI

Safety Standards	UL,cUL,TUV,CB
EMI/RFI Standards	CISPR22(EN55022) Class B, FCC Part15 Class B
Harmonic	EN61000-3-2

Others

MTBF	> 100,000 hours
Coolings	38x38x28mmx4 DC FANS
Dimension(DxWxH)	300x101x84mm

DIMENSION 300(D) x 101(W) x 84(H) mm



REVISIONS		DATE
REV	DESCRIPTION	SING

		mm	UNITS	DATE
TOLERANCES: .XXX ± .02 .XX ± .1 .X ± .2 .X ± .3		SPPC T1.0	DRAWN BY	DATE
APPROVE BY		CHECKED BY	JACKY	DATE
PROJECTION:		SHEET	OF	MODEL NO
1C-859_701RVNZ		2007.7.19	PART NO	